

C330





# LIVING ON 33 FEET NEVER FELT LARGER

## DYNAMIC HULL DESIGN

The sculptured hull provides excellent performance whilst giving light and space to the interior.

## TWO OPENING ROOF SECTIONS

Maximum versatility and comfort for the guests. Shade and sun where you need them.

## STARBOARD SLIDING DOOR

Step out through the almost invisible glass door on the starboard side to walk on the bow area.

## BIFOLD DOOR & TILTING WINDOW

In the aft you can blur the line between inside and outside: open the bifold door and the tilting window to the cockpit bar.

## BIGGEST BEDS IN ITS CATEGORY

Two fully equipped private cabins and an unrivalled bed size for a sport boat in the 33 foot category.

## HIGHEST CEILINGS BELOW DECK

The ceiling height in the cabins and saloon is unique in this category and gives plenty of space and light.







## ENJOY BOATING: AT ANY TIME. AT ANY SEA.

Escape everyday's business in any direction of the compass: The C330 was created for all regions worth to be cruised – from hot climate regions to northern waters. A sporty performance, spacious cabins and a well-sheltered living space on deck make the C330 a perfect hideaway throughout the entire year.







enjoy the  
**LIGHT**

feel the  
**SPACE**

combine functionality with  
**DESIGN**

All sealine models are born of the same values: They feature wide interior spaces, an amazing quantity of natural light and outstanding design with german engineering inside. As for these trademarks, the C330 displays the true spirit of Sealine.







## FUN AT FIRST SIGHT: GREAT DESIGN CAN BE THAT SIMPLE.

Take a look at the C330, and your holidays have already started. The voluminous and lightflooded superstructure promises a joyful cruise on every seamile you travel, whilst her sleek and lightweight look immediately creates the mood for an easygoing time out.

EXTERIOR DESIGN







Fancy full sunlight? Or is it time to cool down in the shade? Thanks to the two opening roof sections, any wish about light on deck will be satisfied. One roof section is located above the saloon, one slides over the aft deck.







At a length of 33 feet, the C330 offers many sociable and cosy places. Due to the recessed superstructure, guests enjoy open views to the sea while being seated.

The galley is angled by 90 degrees and forms the lower part of the rear wall when the tilting windows is closed. With the tilting window completely open, the corner turns into a bar, creating an easygoing atmosphere an board.





Onboard the C330, boaters have always the choice whether to relax inside or outside: Two equally sized L-shaped sofas – located in the saloon and the aft deck – underline the C330 is an all-weather cruiser.

The reasoned layout provides easy access to all parts of the boat: using the side door, it takes just a few steps to the bow area. A gap between aft sofa and bulwark seamlessly connects main deck and bathing platform.







## AT SEA YOU FEEL FREE. WHY SHOULDN'T YOU INSIDE YOUR YACHT?

Two fully-equipped private cabins: highly unusual for this size of boat. The bed size: class-leading. The ceiling height: unmatched. Take the spirit of freedom you get at the ocean to the inside. The voluminous living space makes it happen.



INTERIOR DESIGN





Cockpit area and aft deck are connected by a bifold door and a tilting window. These two design elements enable you to respond to any weather condition. Open both on a sunshiny cruise and make the rear wall completely disappear. Close them to enjoy stunning panoramic views to the sea even in damp weather.

As with all Sealine motor yachts, the cabins invite you also to explore their impeccable appointments. High-quality finish and great attention to detail is evident from bow to stern. Rich materials are found throughout including leather and stainless steel.





Once inside, you realise why light switches are rarely used on this boat before sunset. Large hull windows provide abundant natural light – as well as wonderful views to the maritime scenery beyond. Additional sky-lights fill the rooms with even more daylight from above.

All interiors can be configured with various furniture woods from a friendly bright oak to darker shades of colour which make the ambience more elegant and classy.





PRINCIPAL DIMENSIONS according to ISO 8666

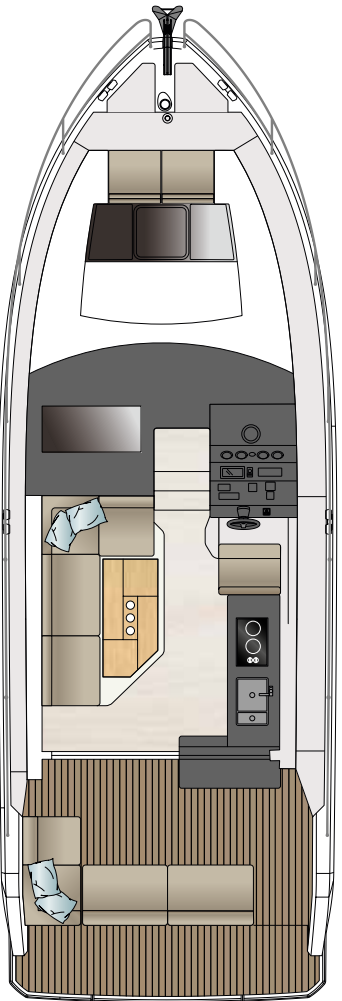
Length Overall	10.31 m	33' 9"
Length of Hull	9.99 m	32' 9"
Beam	3.50 m	11' 6"
Draught	1.03 m	3' 5"
Air Height	3.42 m	11' 3"
Fuel capacity	570 l	125 UK gal
Water capacity	202 l	44 UK gal
Displacement	6.67 t	6.57 UK t
CE Category	B	B
Max. persons	8	8

ENGINE STANDARD

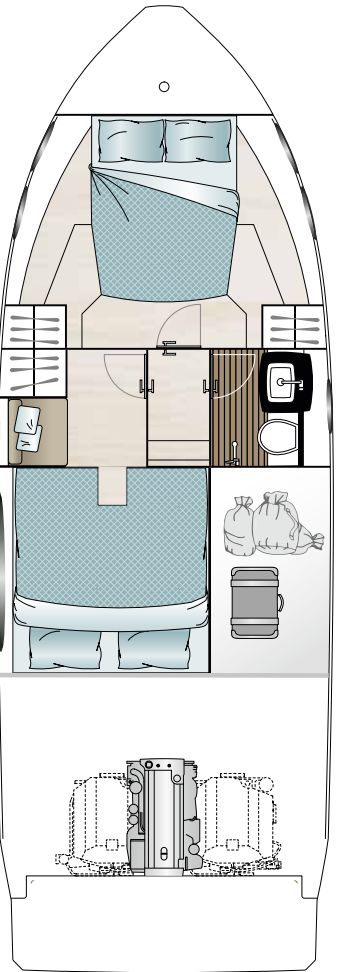
1 x Volvo Penta D6-330 25/26 knots\*

ENGINE OPTIONS

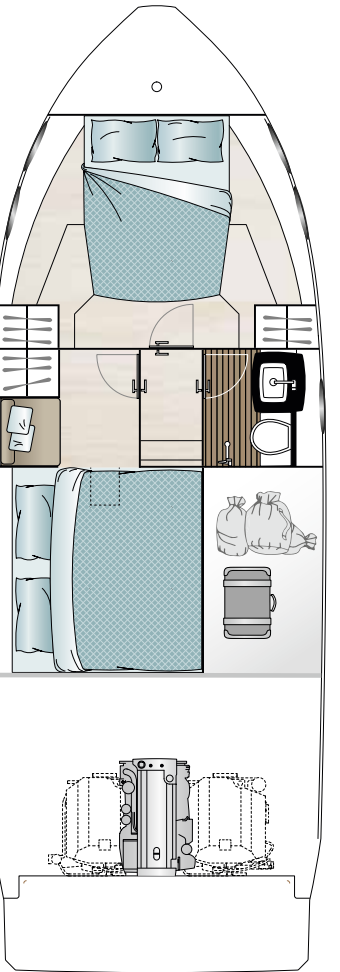
2 x Volvo Penta D3-220 30/31 knots\*  
1 x Volvo Penta D6-400 30/31 knots\*



MAIN DECK



LOWER DECK  
standard



LOWER DECK  
optional


\* All performance figures are given in good faith and are intended as an indication. These figures cannot be guaranteed as top speed in particular is affected by the cleanliness of the hull, conditions of the propellers, weight carried and air/sea temperature. Sealine reserves the right to change specifications in line with the company policy of improvement through research and development. Errors and omissions expected. Please check with your dealer for a full list of inclusions.





## GREAT DESIGNERS CREATED YOUR C330. BE ONE OF THEM.

There are countless ways to kit out the interior of your yacht. No matter what materials you choose: The quality will always be first-class. Carefully selected fabrics, exquisite floorings and a wide range of well-balanced colours create an ambience you'll enjoy anew each day.



COLOURS & MATERIAL






Don't hesitate to create a look that is as individual as you are. The hull and the waterline of your C330 can be painted in almost every colour according to the Alexseal Yacht Coating Selection.

All worktops are made of our high-quality surface BISTRO which is available in different designs and well-known for its exceptional durability.

Furniture wood can be ordered in satin or high gloss finish. The carpets of the cabins are woven of finest wools and various colours can be chosen according to your personal preferences.



Our fabrics are made of natural materials that show attractive textures and beautiful woven patterns. The leathers are classy, extremely resilient and gentle to touch.

If you have individual requirements about the finishes, you are always welcome to challenge our craftsmen with your special requests. Measuring up to your unique taste is one of Sealine's greatest qualities.







BRAND PHILOSOPHY



## GERMAN PRECISION AND PASSION FOR THE SEA. THAT'S WHAT A SEALINE IS MADE OF.

In 2013, the Sealine brand found a worthy new home on the German Baltic coast. At our shipyard in Greifswald we have perfected the interplay between state-of-the-art manufacturing techniques and skilled employees.

The outstanding people in our team perform their work with enormous experience, a deep understanding of the customer and great dedication.

In addition, we are thrilled to cooperate with our British partner Bill Dixon. Working closely with our concept design team, the award-winning naval architect is creating a new range of innovative Sealine models.

Above all, we believe that what holds true for the experienced boater, also holds true for us as boat builders. Beyond the individual skill, there is something which genuinely binds all of us at Sealine: A great passion for the sea.





## DROP ANCHOR AT SEALINE

YOUR LOCAL SEALINE DEALER IS LOOKING  
FORWARD TO YOUR VISIT.





CRUISE AWAY . SUNBATHE AT SEA  
A FLOATING HOME . DAYLIGHT INSIDE  
FAVOURITE HAUNTS . WIDE FREEDOM  
SHELTERED HOLIDAYS . FAMILY FUN  
BUSTLING HARBOURS . STARS ABOVE

C330



[www.sealine.com](http://www.sealine.com)

Sealine Ladebower Chaussee 11 D-17493 Greifswald